



**HYDRAULIC**  
tubes

**000 575-1005**

1



**HYDRAULIC TUBE**

O.D. .... 3/16"  
I.D. .... 1/8"  
Wall Thickness .... 1/32"

**000 575-1006**

2



**HYDRAULIC TUBE**

O.D. .... 3/8"  
I.D. .... 1/8"  
Wall Thickness .... 1/32"

**000 612-1541**

3



**HYDRAULIC TUBE**

O.D. .... 5/16"  
I.D. .... 1/4"  
Wall Thickness .... 1/32"  
Fitting 1 Type .... Male Flare  
Fitting 1 Size .... 1/2"-20  
Fitting 2 Type .... Female Nut  
Fitting 2 Size .... 1/2"-20

**000 624-1005**

4



**HYDRAULIC TUBE**

Fitting 1 Type .... Nut  
Fitting 1 Size .... 3/8"-24  
Fitting 2 Type .... Nut  
Fitting 2 Size .... 3/8"-24  
O.D. .... 3/16"  
I.D. .... 1/8"  
Wall Thickness .... 1/32"

**000 624-1006**

5



**HYDRAULIC TUBE**

Fitting 1 Type .... Nut  
Fitting 1 Size .... 3/8"-24  
Fitting 2 Type .... Nut  
Fitting 2 Size .... 3/8"-24  
O.D. .... 3/16"  
I.D. .... 1/8"  
Wall Thickness .... 1/32"

**000 624-1017**

6



**HYDRAULIC TUBE**

O.D. .... 1/2"  
I.D. .... 25/64"  
Wall Thickness .... 3/64"  
Fitting 1 Type .... Nut  
Fitting 1 Size .... 3/4"-16  
Fitting 2 Type .... Nut  
Fitting 2 Size .... 3/4"-16

**000 624-1013**

7



**HYDRAULIC TUBE**

O.D. .... 1"  
I.D. .... 3/4"  
Wall Thickness .... 1/8"  
Fitting 1 Type .... Nut  
Fitting 1 Size .... 1-1/4"-14  
Fitting 2 Type .... Nut  
Fitting 2 Size .... 1-1/4"-14

**000 761-1139**

8



**HYDRAULIC TUBE**

O.D. .... 1/2"  
I.D. .... 25/64"  
Wall Thickness .... 3/64"  
Fitting 1 Type .... Male Flare  
Fitting 1 Size .... 3/4"-16  
Fitting 2 Type .... Female Nut  
Fitting 2 Size .... 3/4"-16

**000 761-1140**

9



**HYDRAULIC TUBE**

O.D. .... 1/2"  
I.D. .... 13/32"  
Wall Thickness .... 3/64"  
Fitting 1 Type .... Male Flare  
Fitting 1 Size .... 3/4"-16  
Fitting 2 Type .... Female Nut  
Fitting 2 Size .... 3/4"-16



**HYDRAULIC**  
tubes

**000 825-1506**

1



**HYDRAULIC TUBE**

O.D. .... 3/4"  
I.D. .... 5/8"  
Wall Thickness .... 1/16"

**000 889-1030**

2



**HYDRAULIC TUBE**

O.D. .... 3/8"  
I.D. .... 5/16"  
Wall Thickness .... 1/32"  
Fitting 1 Type ..... Nut  
Fitting 1 Size ..... 9/16"-18  
Fitting 2 Type ..... Nut  
Fitting 2 Size ..... 9/16"-18

**000 889-1031**

3



**HYDRAULIC TUBE**

O.D. .... 3/8"  
I.D. .... 5/16"  
Wall Thickness .... 1/32"  
Fitting 1 Type ..... Nut  
Fitting 1 Size ..... 9/16"-18  
Fitting 2 Type ..... Nut  
Fitting 2 Size ..... 9/16"-18

**000 889-1038**

4



**HYDRAULIC TUBE-LH**

O.D. .... 3/8"  
I.D. .... 5/16"  
Wall Thickness .... 1/32"  
Fitting 1 Type ..... Nut  
Fitting 1 Size ..... 9/16"-18  
Fitting 2 Type ..... Nut  
Fitting 2 Size ..... 9/16"-18

**000 889-1039**

5



**HYDRAULIC TUBE-RH**

O.D. .... 3/8"  
I.D. .... 5/16"  
Wall Thickness .... 1/32"  
Fitting 1 Type ..... Nut  
Fitting 1 Size ..... 9/16"-18  
Fitting 2 Type ..... Nut  
Fitting 2 Size ..... 9/16"-18

**000 889-1040**

6



**HYDRAULIC TUBE**

O.D. .... 3/8"  
I.D. .... 5/16"  
Wall Thickness .... 1/32"  
Fitting 1 Type ..... Nut  
Fitting 1 Size ..... 9/16"-18  
Fitting 2 Type ..... Nut  
Fitting 2 Size ..... 9/16"-18

**000 889-1041**

7



**HYDRAULIC TUBE**

O.D. .... 1/4"  
I.D. .... 5/16"  
Wall Thickness .... 1/32"  
Fitting 1 Type ..... Nut  
Fitting 1 Size ..... 9/16"-18  
Fitting 2 Type ..... Nut  
Fitting 2 Size ..... 9/16"-18

**000 889-1042**

8



**HYDRAULIC TUBE**

O.D. .... 1/4"  
I.D. .... 3/16"  
Wall Thickness .... 1/32"  
Fitting 1 Type ..... Nut  
Fitting 1 Size ..... 7/16"-20  
Fitting 2 Type ..... Nut  
Fitting 2 Size ..... 7/16"-20

**000 889-1043**

9



**HYDRAULIC TUBE**

O.D. .... 1/4"  
I.D. .... 3/16"  
Wall Thickness .... 1/32"  
Fitting 1 Type ..... Nut  
Fitting 1 Size ..... 7/16"-20  
Fitting 2 Type ..... Nut  
Fitting 2 Size ..... 7/16"-20



**HYDRAULIC**  
tubes

**000 889-1048**

1



**HYDRAULIC TUBE**

O.D. .... 1/4"  
I.D. .... 3/16"  
Wall Thickness .... 1/32"  
Fitting 1 Type ..... Nut  
Fitting 1 Size ..... 7/16"-20  
Fitting 2 Type ..... Nut  
Fitting 2 Size ..... 7/16"-20

**000 889-1049**

2



**HYDRAULIC TUBE**

O.D. .... 1/4"  
I.D. .... 3/16"  
Wall Thickness .... 1/32"  
Fitting 1 Type ..... Nut  
Fitting 1 Size ..... 7/16"-20  
Fitting 2 Type ..... Nut  
Fitting 2 Size ..... 7/16"-20

**000 889-1050**

3



**HYDRAULIC TUBE**

O.D. .... 1/4"  
I.D. .... 3/16"  
Wall Thickness .... 1/32"  
Fitting 1 Type ..... Nut  
Fitting 1 Size ..... 7/16"-20  
Fitting 2 Type ..... Nut  
Fitting 2 Size ..... 7/16"-20

**000 889-1053**

4



**HYDRAULIC TUBE**

O.D. .... 1/4"  
I.D. .... 3/16"  
Wall Thickness .... 1/32"  
Fitting 1 Type ..... Nut  
Fitting 1 Size ..... 7/16"-20  
Fitting 2 Type ..... Nut  
Fitting 2 Size ..... 7/16"-20

**000 889-1055**

5



**HYDRAULIC TUBE**

O.D. .... 1/4"  
I.D. .... 3/16"  
Wall Thickness .... 1/32"  
Fitting 1 Type ..... Nut  
Fitting 1 Size ..... 7/16"-20  
Fitting 2 Type ..... Nut  
Fitting 2 Size ..... 7/16"-20

**000 889-1056**

6



**HYDRAULIC TUBE**

O.D. .... 1/4"  
I.D. .... 3/16"  
Wall Thickness .... 1/32"  
Fitting 1 Type ..... Nut  
Fitting 1 Size ..... 7/16"-20  
Fitting 2 Type ..... Nut  
Fitting 2 Size ..... 7/16"-20

**000 889-1057**

7



**HYDRAULIC TUBE**

O.D. .... 1/4"  
I.D. .... 3/16"  
Wall Thickness .... 1/32"  
Fitting 1 Type ..... Nut  
Fitting 1 Size ..... 7/16"-20  
Fitting 2 Type ..... Nut  
Fitting 2 Size ..... 7/16"-20

**000 889-1058**

8



**HYDRAULIC TUBE**

O.D. .... 3/8"  
I.D. .... 3/16"  
Wall Thickness .... 1/32"  
Fitting 1 Type ..... Nut  
Fitting 1 Size ..... 7/16"-20  
Fitting 2 Type ..... Nut  
Fitting 2 Size ..... 7/16"-20

**000 889-1062**

9



**HYDRAULIC TUBE**

O.D. .... 1-11/16"  
I.D. .... 13/32"  
Wall Thickness .... 3/64"  
Fitting 1 Type ..... Nut  
Fitting 1 Size ..... 3/4"-16  
Fitting 2 Type ..... Nut  
Fitting 2 Size ..... 3/4"-16



**HYDRAULIC**  
tubes

**000 889-1063**

1



**HYDRAULIC TUBE**

O.D. .... 3/8"  
I.D. .... 3/16"  
Wall Thickness .... 1/32"  
Fitting 1 Type .... Nut  
Fitting 1 Size .... 7/16"-20  
Fitting 2 Type .... Nut  
Fitting 2 Size .... 7/16"-20

**000 889-1064**

2



**HYDRAULIC TUBE**

O.D. .... 1/4"  
I.D. .... 3/16"  
Wall Thickness .... 1/32"  
Fitting 1 Type .... Nut  
Fitting 1 Size .... 9/16"-18  
Fitting 2 Type .... Nut  
Fitting 2 Size .... 9/16"-18

**000 889-1065**

3



**HYDRAULIC TUBE**

O.D. .... 1/4"  
I.D. .... 3/16"  
Wall Thickness .... 1/32"  
Fitting 1 Type .... Nut  
Fitting 1 Size .... 7/16"-20  
Fitting 2 Type .... Nut  
Fitting 2 Size .... 7/16"-20

**000 889-5883**

4



**NEW**  
Catalog Item!

**HYDRAULIC TUBE**

O.D. .... 3/8"  
I.D. .... 1/4"  
Wall Thickness .... 3/64"  
Fitting 1 Type .... Nut  
Fitting 1 Size .... 9/16"-18  
Fitting 2 Type .... Nut  
Fitting 2 Size .... 9/16"-18

**000 910-1021**

5



**HYDRAULIC TUBE**

O.D. .... 5/8"  
I.D. .... 1/2"  
Wall Thickness .... 1/16"

**000 985-1015**

6



**HYDRAULIC TUBE**

O.D. .... 1-11/16"  
I.D. .... 1-1/2"  
Wall Thickness .... 3/16"

**000 985-1017**

7



**HYDRAULIC TUBE**

O.D. .... 31/32"  
I.D. .... 1/2"  
Fitting 1 Type .... Nut  
Fitting 1 Size .... 1"-14  
Fitting 2 Type .... Nut  
Fitting 2 Size .... 1"-14

**000 889-1044**

8



**HYDRAULIC TUBE**

O.D. .... 1/4"  
I.D. .... 0.194"  
Wall Thickness .... 0.028"  
Fitting 1 Type .... Nut  
Fitting 1 Size .... 7/16"-20  
Fitting 2 Type .... Nut  
Fitting 2 Size .... 7/16"-20

**000 889-1045**

9



**HYDRAULIC TUBE**

O.D. .... 1/4"  
I.D. .... 0.194"  
Wall Thickness .... 0.028"  
Fitting 1 Type .... Nut  
Fitting 1 Size .... 7/16"-20  
Fitting 2 Type .... Nut  
Fitting 2 Size .... 7/16"-20



**HYDRAULIC**  
tubes

**000 889-1046**

1



**HYDRAULIC TUBE**

O.D. . . . . . 1/4"  
I.D. . . . . . 0.194"  
Wall Thickness . . . . . 0.028"  
Fitting 1 Type . . . . . Nut  
Fitting 1 Size . . . . . 7/16"-20  
Fitting 2 Type . . . . . Nut  
Fitting 2 Size . . . . . 7/16"-20

**000 889-1047**

2



**HYDRAULIC TUBE**

O.D. . . . . . 1/4"  
I.D. . . . . . 0.194"  
Wall Thickness . . . . . 0.028"  
Fitting 1 Type . . . . . Nut  
Fitting 1 Size . . . . . 7/16"-20  
Fitting 2 Type . . . . . Nut  
Fitting 2 Size . . . . . 7/16"-20

**000 889-1051**

3



**HYDRAULIC TUBE**

O.D. . . . . . 1/4"  
I.D. . . . . . 0.194"  
Wall Thickness . . . . . 0.028"  
Fitting 1 Type . . . . . Nut  
Fitting 1 Size . . . . . 7/16"-20  
Fitting 2 Type . . . . . Nut  
Fitting 2 Size . . . . . 7/16"-20

**000 889-1052**

4



**HYDRAULIC TUBE**

O.D. . . . . . 1/4"  
I.D. . . . . . 0.194"  
Wall Thickness . . . . . 0.028"  
Fitting 1 Type . . . . . Nut  
Fitting 1 Size . . . . . 7/16"-20  
Fitting 2 Type . . . . . Nut  
Fitting 2 Size . . . . . 7/16"-20

**000 889-1054**

5



**HYDRAULIC TUBE**

O.D. . . . . . 1/4"  
I.D. . . . . . 0.194"  
Wall Thickness . . . . . 0.028"  
Fitting 1 Type . . . . . Nut  
Fitting 1 Size . . . . . 7/16"-20  
Fitting 2 Type . . . . . Nut  
Fitting 2 Size . . . . . 7/16"-20

**000 889-1059**

6



**HYDRAULIC TUBE**

O.D. . . . . . 1/4"  
I.D. . . . . . 0.194"  
Wall Thickness . . . . . 0.028"  
Fitting 1 Type . . . . . Nut  
Fitting 1 Size . . . . . 7/16"-20  
Fitting 2 Type . . . . . Nut  
Fitting 2 Size . . . . . 7/16"-20



# HYDRAULIC

hydraulic pumps

**000 875-1002**

1



HYDRAULIC PUMP

**000 875-1003**

2



HYDRAULIC PUMP

**000 875-1004**

3



HYDRAULIC PUMP

**000 875-1005**

4



HYDRAULIC PUMP

**000 875-1007**

5



HYDRAULIC PUMP

**000 875-1008**

6



HYDRAULIC PUMP

**000 875-1009**

7



HYDRAULIC PUMP

**000 875-1010**

8



HYDRAULIC PUMP

**000 875-1011**

9



HYDRAULIC PUMP



**HYDRAULIC**  
hydraulic pumps

**000 875-1012**

1



HYDRAULIC PUMP

**000 875-1013**

2



HYDRAULIC PUMP

**000 875-1015**

3



HYDRAULIC PUMP

**000 875-1016**

4



HYDRAULIC PUMP

Original ..... 000 875-1016  
Replacement ..... 000 875-1067

**000 875-1017**

5



HYDRAULIC PUMP

Original ..... 000 875-1017  
Replacement ..... 000 875-1068

**000 875-1018**

6



HYDRAULIC PUMP

**000 875-1020**

7



HYDRAULIC PUMP

**000 875-1025**

8



HYDRAULIC PUMP

**000 875-1026**

9



HYDRAULIC PUMP



# HYDRAULIC

hydraulic pumps

000 875-1027

1



HYDRAULIC PUMP

000 875-1028

2



HYDRAULIC PUMP

000 875-1029

3



HYDRAULIC PUMP

000 875-1030

4



HYDRAULIC PUMP

000 875-1037

5



HYDRAULIC PUMP

000 875-1039

6



HYDRAULIC PUMP

000 875-1040

7



HYDRAULIC PUMP

000 875-1043

8



HYDRAULIC PUMP

000 875-1044

9



HYDRAULIC PUMP





**HYDRAULIC**  
hydraulic pumps

000 875-1046

1



HYDRAULIC PUMP

000 875-1047

2



HYDRAULIC PUMP

000 875-1048

3



HYDRAULIC PUMP

000 875-1050

4



HYDRAULIC PUMP

000 875-1051

5



HYDRAULIC PUMP

000 875-1052

6



HYDRAULIC PUMP

000 875-1053

7



HYDRAULIC PUMP

000 875-1054

8



HYDRAULIC PUMP

000 875-1056

9



HYDRAULIC PUMP



**HYDRAULIC**  
hydraulic pumps

000 875-1057

1



HYDRAULIC PUMP

000 875-1058

2



HYDRAULIC PUMP

000 875-1059

3



HYDRAULIC PUMP

000 875-1060

4



HYDRAULIC PUMP

000 875-1061

5



HYDRAULIC PUMP

000 875-1063

6



HYDRAULIC PUMP

000 875-1064

7



HYDRAULIC PUMP

000 875-1065

8



HYDRAULIC PUMP

000 875-1066

9



HYDRAULIC PUMP



# HYDRAULIC

## hydraulic pumps

000 875-1069

1



HYDRAULIC PUMP

000 875-1070

2



HYDRAULIC PUMP

000 875-1071

3



HYDRAULIC PUMP

000 875-1073

4

**NEW**  
Catalog Item!



HYDRAULIC LOAD PUMP

000 875-1074

5

**NEW**  
Catalog Item!



HYDRAULIC LOAD SENSING PUMP

000 875-1075

6



HYDRAULIC PUMP

000 875-1076

7

**NEW**  
Catalog Item!



HYDRAULIC PUMP

000 875-1077

8

**NEW**  
Catalog Item!



HYDRAULIC PUMP

000 875-1078

9

**NEW**  
Catalog Item!



HYDRAULIC PUMP



**HYDRAULIC**

hydraulic pumps

000 875-1079

1

**NEW**  
Catalog Item!



HYDRAULIC PUMP

000 875-1080

2

**NEW**  
Catalog Item!



HYDRAULIC PUMP

000 875-1081

3

**NEW**  
Catalog Item!



HYDRAULIC PUMP

000 875-1082

4

**NEW**  
Catalog Item!



HYDRAULIC PUMP

000 875-1083

5



HYDRAULIC PUMP

000 875-1084

6

**NEW**  
Catalog Item!



HYDRAULIC PUMP

000 875-1085

7

**NEW**  
Catalog Item!



HYDRAULIC PUMP

000 880-2619

8



HYDRAULIC PUMP

000 882-1760

9



HYDRAULIC PUMP



# HYDRAULIC

## hydraulic pumps

000 882-1762

1



HYDRAULIC PUMP

000 882-1763

2



HYDRAULIC PUMP

000 882-1765

3



HYDRAULIC PUMP

000 882-1766

4



HYDRAULIC PUMP

000 882-1767

5



HYDRAULIC PUMP

000 882-1768

6



HYDRAULIC PUMP

000 882-1769

7



HYDRAULIC PUMP

000 882-1900

8



HYDRAULIC PUMP

000 883-3001

9



HYDRAULIC PUMP



**HYDRAULIC**

hydraulic pumps

000 884-1001

1



HYDRAULIC PUMP

000 884-1002

2



HYDRAULIC PUMP

000 884-1003

3



HYDRAULIC PUMP

000 884-1004

4



HYDRAULIC PUMP

000 884-1005

5



HYDRAULIC PUMP

000 884-1006

6



HYDRAULIC PUMP

000 884-1007

7



HYDRAULIC PUMP

000 884-1008

8



HYDRAULIC PUMP

000 884-1011

9



HYDRAULIC PUMP

**NEW**  
Catalog Item!



# HYDRAULIC

## hydraulic pumps

000 884-1012

1

**NEW**  
Catalog Item!



HYDRAULIC PUMP

000 884-1013

2

**NEW**  
Catalog Item!



HYDRAULIC PUMP

000 884-1015

3

**NEW**  
Catalog Item!



HYDRAULIC PUMP

000 884-1016

4

**NEW**  
Catalog Item!



HYDRAULIC PUMP

000 884-1017

5



HYDRAULIC PUMP

000 884-1018

6

**NEW**  
Catalog Item!



HYDRAULIC PUMP

000 887-1000

7



HYDRAULIC PUMP

003 7204414-21

8



HYDRAULIC PUMP

007 1777885

9



HYDRAULIC PUMP



**HYDRAULIC** hydraulic pumps

007 2743553

1



HYDRAULIC PUMP

007 2754435

2



HYDRAULIC PUMP





**HYDRAULIC** pump repair kits

000 876-1021

1



MINOR HYDRAULIC PUMP REPAIR KIT

000 876-1081

2



HYDRAULIC PUMP REPAIR KIT

000 876-1082

3



HYDRAULIC PUMP REPAIR KIT

000 876-1083

4



HYDRAULIC PUMP REPAIR KIT

000 876-1084

5



HYDRAULIC PUMP REPAIR KIT

000 876-1085

6



HYDRAULIC PUMP REPAIR KIT

000 876-1087

7



HYDRAULIC PUMP REPAIR KIT

000 876-1089

8



MINOR HYDRAULIC PUMP REPAIR KIT



# HYDRAULIC

pump repair kits

000 876-1090

1



HYDRAULIC PUMP REPAIR KIT

000 876-1092

2



HYDRAULIC PUMP REPAIR KIT

000 876-1093

3



MAJOR HYDRAULIC PUMP REPAIR KIT

000 876-1095

4



HYDRAULIC PUMP REPAIR KIT

000 876-1096

5



HYDRAULIC PUMP REPAIR KIT

000 876-1097

6



**NEW**  
Catalog Item!

HYDRAULIC PUMP REPAIR KIT

000 876-1098

7



**NEW**  
Catalog Item!

HYDRAULIC PUMP REPAIR KIT

000 877-1072

8



HYDRAULIC PUMP REPAIR KIT



**HYDRAULIC** pump repair kits

000 877-1082

1



HYDRAULIC PUMP REPAIR KIT

000 877-1097

2



HYDRAULIC PUMP REPAIR KIT

000 882-2166

3



HYDRAULIC PUMP CARTRIDGE KIT

000 894-4329

4



HYDRAULIC PUMP REPAIR KIT

000 894-4351

5



MINOR HYDRAULIC PUMP REPAIR KIT



**HYDRAULIC**  
valves

000 444-1016

1



CONTROL VALVE LEVER KNOB

000 755-1005

2



LATCH

000 758-1018

3



PIVOT SHAFT

000 763-1051

4



HOIST & TILT CONTROL BRACKET

000 882-5481

5



CONTROL VALVE SLEEVE

000 889-5841

6



CONTROL VALVE LEVER

000 889-5853

7



CONTROL VALVE LEVER

000 889-5891

8



LEVER

Used On ..... Hydraulic Control Valve

**NEW**  
Catalog Item!



**HYDRAULIC**  
valves

000 889-5854

1



HYDRAULIC LEVER KIT

000 890-1302

2



CONTROL VALVE

000 890-1407

3



CHECK VALVE

000 890-1411

4



CONTROL VALVE

000 890-1413

5



HYDRAULIC VALVE

000 890-1414

6



FLOW CONTROL VALVE

000 890-1415

7



SINGLE AUXILLIARY VALVE

000 890-1416

8



DOUBLE AUXILIARY VALVE



**HYDRAULIC**  
valves

000 897-1001

1



RELIEF VALVE

000 897-1002

2



MANIFOLD

000 897-1013

3



MANIFOLD BLOCK

000 897-1018

4



RELIEF VALVE

000 897-1026

5



CHECK VALVE

000 985-1006

6



RELIEF VALVE PLUNGER

000 988-1023

7



CONTROL VALVE LEVER KNOB

001 378424

8



RELIEF VALVE



**HYDRAULIC**  
valves

007 135013

1



TILT LOCK SPOOL SPRING

007 135049

2



TILT LOCK SPOOL STOP

007 1756783

3



LIFT CONTROL SHAFT

007 233471

4



TILT LOCK VALVE

007 2330501

5



CONTROL VALVE

007 332269

6



VALVE CONTROL LEVER

000 889-1061

7



FLOW REGULATOR VALVE

**NEW**  
Catalog Item!

000 390-3068

8



RELIEF VALVE

**NEW**  
Catalog Item!



**HYDRAULIC**  
valves

000 889-1070

1



**NEW**  
Catalog Item!

LEVER BOOT

000 889-1071

2



**NEW**  
Catalog Item!

LEVER BOOT





**HYDRAULIC** valve seal kits

000 622-1262

1



**NEW**  
Catalog Item!

MANIFOLD BLOCK SEAL KIT

000 877-1038

2



HYDRAULIC CONTROL VALVE SEAL KIT

000 877-1056

3



HYDRAULIC CONTROL VALVE SEAL KIT

000 877-1059

4



COUNTERBALANCE VALVE SEAL KIT

000 877-1068

5



VALVE SEAL KIT

000 877-1071

6



HYDRAULIC SPOOL SEAL KIT

000 877-1075

7



HYDRAULIC CONTROL VALVE SEAL KIT

000 877-1081

8



HYDRAULIC CONTROL VALVE SEAL KIT



# HYDRAULIC

valve seal kits

000 877-1087

1



HYDRAULIC CONTROL VALVE SEAL KIT

000 877-1088

2



HYDRAULIC CONTROL VALVE SEAL KIT

000 877-1102

3



HYDRAULIC CONTROL VALVE SEAL KIT

000 877-1104

4



**NEW**  
Catalog Item!

FLOW CONTROL VALVE SEAL KIT

000 877-1109

5



**NEW**  
Catalog Item!

HYDRAULIC VALVE REPAIR KIT

000 877-1110

6



**NEW**  
Catalog Item!

HYDRAULIC VALVE REPAIR KIT

000 877-1111

7



**NEW**  
Catalog Item!

HYDRAULIC VALVE REPAIR KIT

000 877-1112

8



**NEW**  
Catalog Item!

HYDRAULIC VALVE REPAIR KIT



**HYDRAULIC**  
valve seal kits

000 877-1113

1



**NEW**  
Catalog Item!

HYDRAULIC VALVE REPAIR KIT

000 877-1114

2



**NEW**  
Catalog Item!

HYDRAULIC VALVE REPAIR KIT

000 877-1116

3



**NEW**  
Catalog Item!

HYDRAULIC VALVE REPAIR KIT

000 877-1117

4



**NEW**  
Catalog Item!

HYDRAULIC VALVE REPAIR KIT

000 877-1118

5



**NEW**  
Catalog Item!

HYDRAULIC VALVE REPAIR KIT

000 877-1119

6



**NEW**  
Catalog Item!

HYDRAULIC VALVE REPAIR KIT

000 877-1120

7



**NEW**  
Catalog Item!

HYDRAULIC VALVE REPAIR KIT

000 877-1121

8



**NEW**  
Catalog Item!

HYDRAULIC VALVE REPAIR KIT



# HYDRAULIC

## valve seal kits

000 877-1122

1



**NEW**  
Catalog Item!

HYDRAULIC VALVE REPAIR KIT

000 877-1123

2



**NEW**  
Catalog Item!

HYDRAULIC VALVE REPAIR KIT

000 877-1124

3



**NEW**  
Catalog Item!

MANIFOLD BLOCK SEAL KIT

000 877-1125

4



**NEW**  
Catalog Item!

MANIFOLD BLOCK SEAL KIT

000 877-1127

5



**NEW**  
Catalog Item!

VALVE SEAL KIT

000 882-2130

6



HYDRAULIC CONTROL VALVE SEAL KIT

000 882-2132

7



HYDRAULIC CONTROL VALVE SEAL KIT

000 882-2133

8



HYDRAULIC CONTROL VALVE SEAL KIT



**HYDRAULIC** valve seal kits

000 882-2134

1



**NEW**  
Catalog Item!

HYDRAULIC CONTROL VALVE SEAL KIT

000 882-2162

2



HYDRAULIC CONTROL VALVE SEAL KIT

000 882-3830

3



HYDRAULIC CONTROL VALVE SEAL KIT

000 890-1417

4



AUXILIARY VALVE KIT

000 901-6569

5



JUNCTION BLOCK SEAL KIT

001 305069

6



HYDRAULIC CONTROL VALVE SEAL KIT

001 305071

7



HYDRAULIC CONTROL VALVE SEAL KIT

001 336836

8



HYDRAULIC CONTROL VALVE SEAL KIT



**HYDRAULIC**

valve seal kits

001 339315

1



HYDRAULIC CONTROL VALVE SEAL KIT

007 1810148

2



HYDRAULIC CONTROL VALVE SEAL KIT

007 889821

3



HYDRAULIC VALVE SPOOL SEAL KIT



**HYDRAULIC**  
gas springs

000 248-1035

1



**NEW**  
Catalog Item!

GAS SPRING-CATERPILLAR

000 248-1026

2



GAS SPRING-CLARK

000 248-1029

3



GAS SPRING-CLARK

000 761-1086

4



GAS SPRING-CLARK

000 761-1087

5



GAS SPRING-CLARK

000 761-1088

6



GAS SPRING-CLARK

000 761-1089

7



GAS SPRING-CLARK

007 2391014

8



GAS SPRING-CLARK



# HYDRAULIC

gas springs

000 248-1028

1



GAS SPRING-HYSTER

000 761-1159

2



GAS SPRING-HYSTER

000 248-1033

3



GAS SPRING-HYSTER

001 353021

4



GAS SPRING-HYSTER

000 761-1159

5



**NEW**  
Catalog Item!

GAS SPRING - HYSTER/YALE

000 248-1035

6



**NEW**  
Catalog Item!

GAS SPRING-MITSUBISHI

001 353021

7



GAS SPRING-NISSAN

000 363-1014

8



**NEW**  
Catalog Item!

GAS SPRING-TOYOTA



000 363-1048

1

**NEW**  
Catalog Item!



GAS SPRING-TOYOTA

000 248-1033

2



GAS SPRING-YALE



**HYDRAULIC**  
gas springs



**HYDRAULIC** hose assemblies

**000 1570-3CC26**

1

**NEW**  
Catalog Item!



HOSE ASSEMBLY  
Overall Length ..... 26.000"

**000 1570-3GC7G**

2

**NEW**  
Catalog Item!



HOSE ASSEMBLY  
Overall Length ..... 7.500"

**000 1570-3GC9**

3

**NEW**  
Catalog Item!



HOSE ASSEMBLY  
Overall Length ..... 9.000"

**000 1570-5BB170**

4

**NEW**  
Catalog Item!



HOSE ASSEMBLY  
Overall Length ..... 170.000"

**000 1570-5BB171**

5

**NEW**  
Catalog Item!



HOSE ASSEMBLY  
Overall Length ..... 171.000"

**000 1570-6JJ27**

6

**NEW**  
Catalog Item!



HOSE ASSEMBLY  
Overall Length ..... 27.000"

**000 1570-8CC79G**

7

**NEW**  
Catalog Item!



HOSE ASSEMBLY  
Overall Length ..... 79.500"



## Spectra Constant Pressure Hose

- Spectra is designed for a large temperature range -65°F to 200°F.
- The Spectra products are constructed to be extremely flexible even in cold temperatures.
- The flexible design is ideal for material handling over the most configurations and other demanding constant flexing applications.
- Pump and cylinder life is lengthened considerably by shock absorbing design.
- The lightweight yet rugged construction allows for quick field repair and fits all standard pulleys.
- The hose features a polymeric core tube, braided synthetic fiber reinforcement and a non-stick polymeric cover.



Hose		Hose Type	Nominal ID (Inches)	Max. OD (Inches)	Recommended		Burst Pressure (psi)	Swage Die	
Synflex #	Part #				Working Pressure (psi)	Pressure (psi)		Synflex #	Part #
30CT-03	000 1568-1127FT	Spectra Constant Pressure - Foot	3/16	0.429	3,000	12,000	4540-30300	000 1568-5056	
30CT-03	000 1568-1127-50	Spectra Constant Pressure - 50	3/16	0.429	3,000	12,000	4540-30300	000 1568-5056	
30CT-03	000 1568-1127-250	Spectra Constant Pressure - 250	3/16	0.429	3,000	12,000	4540-30300	000 1568-5056	
30CT-04	000 1568-1001FT	Spectra Constant Pressure - Foot	1/4	0.486	3,000	12,000	4540-3W400	000 1568-5095	
30CT-04	000 1568-1001-50	Spectra Constant Pressure - 50	1/4	0.486	3,000	12,000	4540-3W400	000 1568-5095	
30CT-04	000 1568-1001-250	Spectra Constant Pressure - 250	1/4	0.486	3,000	12,000	4540-3W400	000 1568-5095	
30CT-05	000 1568-1002FT	Spectra Constant Pressure - Foot	5/16	0.610	3,000	12,000	4540-30500	000 1568-5050	
30CT-05	000 1568-1002-50	Spectra Constant Pressure - 50	5/16	0.610	3,000	12,000	4540-30500	000 1568-5050	
30CT-05	000 1568-1002-250	Spectra Constant Pressure - 250	5/16	0.610	3,000	12,000	4540-30500	000 1568-5050	
30CT-06	000 1568-1003FT	Spectra Constant Pressure - Foot	3/8	0.660	3,000	12,000	4540-30600	000 1568-5051	
30CT-06	000 1568-1003-50	Spectra Constant Pressure - 50	3/8	0.660	3,000	12,000	4540-30600	000 1568-5051	
30CT-06	000 1568-1003-250	Spectra Constant Pressure - 250	3/8	0.660	3,000	12,000	4540-30600	000 1568-5051	
30CT-08	000 1568-1004FT	Spectra Constant Pressure - Foot	1/2	0.870	3,000	12,000	4540-A0800	000 1568-5117	
30CT-08	000 1568-1004-50	Spectra Constant Pressure - 50	1/2	0.870	3,000	12,000	4540-A0800	000 1568-5117	
30CT-08	000 1568-1004-250	Spectra Constant Pressure - 250	1/2	0.870	3,000	12,000	4540-A0800	000 1568-5117	

## Constant Pressure Hose

- The 3350 Constant Pressure Hose is designed for a temperature range of -40°F to 212°F.
- This hose features a nylon lined core tube, synthetic fibre reinforcement, and a polyurethane cover.
- The polyurethane cover is abrasion resistant.



Hose		Hose Type	Nominal ID (Inches)	Max. OD (Inches)	Recommended		Burst Pressure (psi)	Swage Die	
Synflex #	Part #				Working Pressure (psi)	Pressure (psi)		Synflex #	Part #
3350-12	000 1568-1005FT	Constant Pressure - Foot	3/4	1.238	3,000	12,000	4540-N1200	000 1568-5105	
3350-12	000 1568-1005-50	Constant Pressure - 50	3/4	1.238	3,000	12,000	4540-N1200	000 1568-5105	
3350-12	000 1568-1005-200	Constant Pressure - 200	3/4	1.238	3,000	12,000	4540-N1200	000 1568-5105	



**HYDRAULIC**  
Synflex hose

## Medium Pressure Hose

- Designed for controlled expansion.
- Excellent mid-range operating pressures.
- Remains flexible in a wide temperature range, -40°F to 212°F.
- Features a nylon urethane com-core, core tube, synthetic fiber reinforcement, and a polyurethane cover.



Hose		Hose Type	Nominal ID (Inches)	Max. OD (Inches)	Recommended		Burst Pressure (psi)	Swage Die	
Synflex #	Part #				Working Pressure (psi)	Pressure (psi)		Synflex #	Part #
3130-02	000 1568-1076FT	Medium Pressure - Foot	1/8	0.333	2,500	10,000	4540-30200	000 1568-5055	
3130-02	000 1568-1076-50	Medium Pressure - 50	1/8	0.333	2,500	10,000	4540-30200	000 1568-5055	
3130-02	000 1568-1076-250	Medium Pressure - 250	1/8	0.333	2,500	10,000	4540-30200	000 1568-5055	
3130-03	000 1568-1077-50*	Medium Pressure - 50	3/16	0.425	3,000	12,000	4540-30300	000 1568-5056	
3130-03	000 1568-1077-250*	Medium Pressure - 250	3/16	0.425	3,000	12,000	4540-30300	000 1568-5056	
3130-04	000 1568-1078-50*	Medium Pressure - 50	1/4	0.508	3,000	12,000	4540-30400	000 1568-5049	
3130-04	000 1568-1078-250*	Medium Pressure - 250	1/4	0.508	3,000	12,000	4540-30400	000 1568-5049	
3130-05	000 1568-1079-50*	Medium Pressure - 50	5/16	0.592	2,500	10,000	4540-30500	000 1568-5050	
3130-05	000 1568-1079-250*	Medium Pressure - 250	5/16	0.592	2,500	10,000	4540-30500	000 1568-5050	
3130-06	000 1568-1080FT	Medium Pressure - Foot	3/8	0.658	2,250	9,000	4540-30600	000 1568-5051	
3130-06	000 1568-1080-50	Medium Pressure - 50	3/8	0.658	2,250	9,000	4540-30600	000 1568-5051	
3130-06	000 1568-1080-250	Medium Pressure - 250	3/8	0.658	2,250	9,000	4540-30600	000 1568-5051	
3130-08	000 1568-1081-50*	Medium Pressure - 50	1/2	0.813	2,000	8,000	4540-30800	000 1568-5052	
3130-08	000 1568-1081-250*	Medium Pressure - 250	1/2	0.813	2,000	8,000	4540-30800	000 1568-5052	
3130-12	000 1568-1082-50*	Medium Pressure - 50	3/4	1.065	1,250	5,000	4540-31200	000 1568-5057	
3130-12	000 1568-1082-200*	Medium Pressure - 200	3/4	1.065	1,250	5,000	4540-31200	000 1568-5057	
3130-16	000 1568-1083-50*	Medium Pressure - 50	1	1.338	1,000	4,000	4540-31600	000 1568-5058	
3130-16	000 1568-1083-200*	Medium Pressure - 250	1	1.338	1,000	4,000	4540-31600	000 1568-5058	

## Medium Pressure Wire Reinforced Hose

- Heavy duty, cut resistant design.
- Designed for a temperature range of -40°F to 225°F
- Features polyester core tube, high tensile bronze coated carbon steel reinforcement, and a polyurethane cover.



Hose		Hose Type	Nominal ID (Inches)	Max. OD (Inches)	Recommended		Burst Pressure (psi)	Swage Die	
Synflex #	Part #				Working Pressure (psi)	Pressure (psi)		Synflex #	Part #
3580-04	000 1568-1084-50*	Medium Pressure - 50	1/4	0.485	3,500	14,000	4540-3W400	000 1568-5095	
3580-04	000 1568-1084-500*	Medium Pressure - 500	1/4	0.485	3,500	14,000	4540-3W400	000 1568-5095	
3580-06	000 1568-1085-50*	Medium Pressure - 50	3/8	0.645	3,250	13,000	4540-30600	000 1568-5051	
3580-06	000 1568-1085-500*	Medium Pressure - 500	3/8	0.645	3,250	13,000	4540-30600	000 1568-5051	
3580-08	000 1568-1086-50*	Medium Pressure - 50	1/2	0.765	3,000	12,000	4540-30800	000 1568-5052	
3580-08	000 1568-1086-400*	Medium Pressure - 400	1/2	0.765	3,000	12,000	4540-30800	000 1568-5052	
3580-12	000 1568-1087-50*	Medium Pressure - 50	3/4	1.065	2,250	9,000	4540-31200	000 1568-5057	
3580-12	000 1568-1087-200*	Medium Pressure - 200	3/4	1.065	2,250	9,000	4540-31200	000 1568-5057	



## High Pressure Hose

- Long life in impulse cycling and flexing.
- Designed for a temperature range of -40°F to 212°F
- Features a black polyurethane perforated cover, and is designed for high-pressure pneumatic and hydraulic service.



Hose		Hose Type	Nominal ID (Inches)	Max. OD (Inches)	Recommended		Burst Pressure (psi)	Swage Die	
Synflex #	Part #				Working Pressure (psi)	Pressure (psi)		Synflex #	Part #
3R80-03	000 1568-1088-50*	High Pressure - 50	3/16	0.515	5,000	20,000	4540-H0300	000 1568-5059	
3R80-03	000 1568-1088-250*	High Pressure - 250	3/16	0.515	5,000	20,000	4540-H0300	000 1568-5059	
3R80-04	000 1568-1089-50*	High Pressure - 50	1/4	0.625	5,000	20,000	4540-H0400	000 1568-5060	
3R80-04	000 1568-1089-250*	High Pressure - 250	1/4	0.625	5,000	20,000	4540-H0400	000 1568-5060	
3R80-06	000 1568-1090-50*	High Pressure - 50	3/8	0.765	4,000	16,000	4540-H0600	000 1568-5061	
3R80-06	000 1568-1090-250*	High Pressure - 250	3/8	0.765	4,000	16,000	4540-H0600	000 1568-5061	
3R80-08	000 1568-1091-50*	High Pressure - 50	1/2	0.892	3,500	14,000	4540-H0800	000 1568-5062	
3R80-08	000 1568-1091-250*	High Pressure - 250	1/2	0.892	3,500	14,000	4540-H0800	000 1568-5062	
3R80-12	000 1568-1092-50*	High Pressure - 50	3/4	1.138	2,250	9,000	4540-H1200	000 1568-5063	
3R80-12	000 1568-1092-200*	High Pressure - 200	3/4	1.138	2,250	9,000	4540-H1200	000 1568-5063	
3R80-16	000 1568-1093-50*	High Pressure - 50	1	1.468	2,000	8,000	4540-H1600	000 1568-5064	
3R80-16	000 1568-1093-200*	High Pressure - 200	1	1.468	2,000	8,000	4540-H1600	000 1568-5064	

## Twin Line Hose

- Hoses form flat assembly which is flexible and compact.
- Eliminates abrasion caused by movement of adjacent hoses.
- Broad temperature and pressure range.
- Special separation tool to prevent damage - see Synflex Accessories section.



Hose		Hose Type	Nominal ID (Inches)	Maximum OD (Inches)	Recommended		Burst Pressure (psi)
Synflex #	Part #				Working Pressure (psi)	Pressure (psi)	
3770-20C33	000 1568-1006FT	Twin Line Medium Pressure - Foot	1/4	0.486	3,000	12,000	
3770-20C33	000 1568-1006-250	Twin Line Medium Pressure - 250	1/4	0.486	3,000	12,000	
3770-20C43	000 1568-1007FT	Twin Line Medium Pressure - Foot	5/16	0.610	3,000	12,000	
3770-20C43	000 1568-1007-250	Twin Line Medium Pressure - 250	5/16	0.610	3,000	12,000	
3770-20C53	000 1568-1008FT	Twin Line Medium Pressure - Foot	3/8	0.660	3,000	12,000	
3770-20C53	000 1568-1008-250	Twin Line Medium Pressure - 250	3/8	0.660	3,000	12,000	
3770-20C63	000 1568-1009FT	Twin Line Medium Pressure - Foot	1/2	0.870	3,000	12,000	
3770-20C63	000 1568-1009-250	Twin Line Medium Pressure - 250	1/2	0.870	3,000	12,000	

## Cross Reference - Fittings



**HYDRAULIC** Synflex fittings

Application #	Part #	Application #	Part #	Application #	Part #
<b>HYSTER</b>		<b>CLARK</b>		<b>SYNFLEX cont.</b>	
001 313803	000 1568-3015	007 884745	000 1568-3027	220 3903-04546	000 1568-3015
001 316876	000 1568-3019	007 885787	000 1568-3023	220 3903-04644	000 1568-3120
001 927517	000 1568-3015	007 885788	000 1568-3025	220 3903-05104	000 1568-3121
001 927518	000 1568-3020	007 914539	000 1568-3034	220 3903-05106	000 1568-3107
001 927519	000 1568-3022	007 914547	000 1568-3031	220 3903-05506	000 1568-3053
<b>CROWN</b>		007 946306	000 1568-3021	220 3903-05545	000 1568-3017
002 320008	000 1568-3032	007 1321670	000 1568-3021	220 3903-05546	000 1568-3018
002 320009	000 1568-3034	007 1321836	000 1568-3013	220 3903-05646	000 1568-3028
002 320010	000 1568-3019	007 1321837	000 1568-3017	220 3903-06106	000 1568-3126
002 320011	000 1568-3030	007 1321838	000 1568-3019	220 3903-06108	000 1568-3108
002 320012	000 1568-3033	007 1321839	000 1568-3020	220 3903-06406	000 1568-3032
002 064112-001	000 1568-3013	007 1322070	000 1568-3015	220 3903-06476	000 1568-3034
002 064112-002	000 1568-3018	007 1322967	000 1568-3022	220 3903-06506	000 1568-3023
002 064112-003	000 1568-3015	007 1323045	000 1568-3012	220 3903-06508	000 1568-3024
002 064112-004	000 1568-3020	007 1323046	000 1568-3018	220 3903-06546	000 1568-3019
002 064112-005	000 1568-3019	007 1323176	000 1568-3014	220 3903-06548	000 1568-3020
002 064112-006	000 1568-3019	007 1801485	000 1568-3028	220 3903-06646	000 1568-3029
002 064112-010	000 1568-3021	007 1801486	000 1568-3029	220 3903-06648	000 1568-3030
002 064112-011	000 1568-3012	007 1801487	000 1568-3030	220 3903-06846	000 1568-3027
002 064112-012	000 1568-3022	007 1801501	000 1568-3023	220 3903-08106	000 1568-3099
002 064112-014	000 1568-3021	007 1801502	000 1568-3024	220 3903-08108	000 1568-3100
002 064112-015	000 1568-3021	007 1801503	000 1568-3025	220 3903-08408	000 1568-3054
002 064113-002	000 1568-3024	007 1801504	000 1568-3026	220 3903-08508	000 1568-3025
002 064113-003	000 1568-3023	007 1801538	000 1568-3027	220 3903-08510	000 1568-3026
002 064113-006	000 1568-3025	007 2773378	000 1568-3032	220 3903-08548	000 1568-3021
002 064113-007	000 1568-3026	007 2774075	000 1568-3033	220 3903-08550	000 1568-3022
002 064113-009	000 1568-3023	<b>CATERPILLAR</b>		220 3903-08648	000 1568-3125
002 064225-001	000 1568-3012	009 690478	000 1568-3019	220 390H-08408	000 1568-3033
002 064225-002	000 1568-3014	009 692306	000 1568-3030	220 390N-12112	000 1568-3101
002 064226-005	000 1568-3028	009 5P5485	000 1568-3029	220 390N-12552	000 1568-3102
002 064226-006	000 1568-3030	009 5P5492	000 1568-3023	220 790H-06V06	000 1568-3097
002 064226-007	000 1568-3027	009 5P5505	000 1568-3019		
002 064226-008	000 1568-3029	009 MDI700000	000 1568-3097		
<b>YALE</b>		<b>SYNFLEX</b>			
003 316401000	000 1568-3025	220 3903-02543	000 1568-3010		
003 316401078	000 1568-3023	220 3903-02544	000 1568-3011		
003 316401590	000 1568-3019	220 3903-03104	000 1568-3103		
003 316407082	000 1568-3027	220 3903-03504	000 1568-3119		
003 316407088	000 1568-3028	220 3903-03544	000 1568-3012		
003 316407090	000 1568-3029	220 3903-03545	000 1568-3106		
003 316407092	000 1568-3030	220 3903-03644	000 1568-3104		
003 502726901	000 1568-3021	220 3903-04104	000 1568-3124		
003 502726902	000 1568-3022	220 3903-04106	000 1568-3123		
003 502726904	000 1568-3019	220 3903-04404	000 1568-3031		
003 502726905	000 1568-3020	220 3903-04504	000 1568-3122		
003 517829816	000 1568-3024	220 3903-04544	000 1568-3013		
003 517829817	000 1568-3026	220 3903-04545	000 1568-3014		



## Male Pipe Rigid



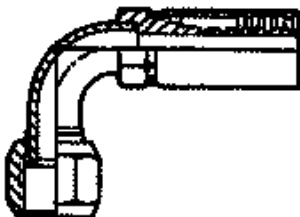
Hose I.D.	Thread Size	Fitting		Pusher	
		Synflex #	Part #	Synflex #	Part #
3/16	1/4	3903-03104	000 1568-3103	4599-MP004	000 1568-5068
1/4	1/4	3903-04104	000 1568-3124	4599-MP004	000 1568-5068
1/4	3/8	3903-04106	000 1568-3123	4599-MP005	000 1568-5069
5/16	1/4	3903-05104	000 1568-3121	4599-MP004	000 1568-5068
5/16	3/8	3903-05106	000 1568-3107	4599-MP005	000 1568-5069
3/8	3/8	3903-06106	000 1568-3126	4599-MP005	000 1568-5069
3/8	1/2	3903-06108	000 1568-3108	4599-MP009	000 1568-5071
1/2	3/8	3903-08106	000 1568-3099	4599-MP008	000 1568-5113
1/2	1/2	3903-08108	000 1568-3100	4599-MP009	000 1568-5071
3/4	3/4	390N-12112	000 1568-3101	4599-MP011	000 1568-5112

## JIC 37° Male Rigid



Hose I.D.	Thread Size	Fitting		Pusher	
		Synflex #	Part #	Synflex #	Part #
3/16	7/16-20	3903-03504	000 1568-3119	4599-MP001	000 1568-5109
1/4	7/16-20	3903-04504	000 1568-3122	4599-MP002	000 1568-5067
5/16	9/16-18	3903-05506	000 1568-3053	4599-MP004	000 1568-5068
3/8	9/16-18	3903-06506	000 1568-3023	4599-MP005	000 1568-5069
3/8	3/4-16	3903-06508	000 1568-3024	4599-MP007	000 1568-5070
1/2	3/4-16	3903-08508	000 1568-3025	4599-MP008	000 1568-5113
1/2	7/8-14	3903-08510	000 1568-3026	4599-MP009	000 1568-5071

## Female Swivel 90° Elbow O Ring Face Seal



Hose I.D.	Thread Size	Fitting		Pusher	
		Synflex #	Part #	Synflex #	Part #
3/8	11/16-16	3903-06476	000 1568-3034	4599-TP206	000 1568-5115

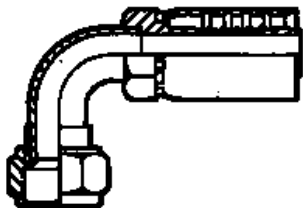
## JIC 37° Female Swivel



Hose I.D.	Thread Size	Fitting		Pusher	
		Synflex #	Part #	Synflex #	Part #
1/8	3/8-24	3903-02543	000 1568-3010	4599-FP017	000 1568-5096
1/8	7/16-20	3903-02544	000 1568-3011	4599-FP010	000 1568-5045
3/16	7/16-20	3903-03544	000 1568-3012	4599-FP011	000 1568-5045
3/16	1/2-20	3903-03545	000 1568-3106	4599-FP001	000 1568-5118
3/16	7/16-20	3903-04544	000 1568-3013	4599-FP012	000 1568-5046
1/4	1/2-20	3903-04545	000 1568-3014	4599-FP013	000 1568-5047
1/4	9/16-18	3903-04546	000 1568-3015	4599-FP013	000 1568-5047
5/16	1/2-20	3903-05545	000 1568-3017	4599-FP013	000 1568-5047
5/16	9/16-18	3903-05546	000 1568-3018	4599-FP013	000 1568-5047
3/8	9/16-18	3903-06546	000 1568-3019	4599-FP015	000 1568-5048
3/8	3/4-16	3903-06548	000 1568-3020	4599-FP005	000 1568-5066
1/2	3/4-16	3903-08548	000 1568-3021	4599-FP016	000 1568-5114
1/2	7/8-14	3903-08550	000 1568-3022	4599-FP006	000 1568-5044
3/4	1-1/16-12	390N-12552	000 1568-3102	4599-FP008	000 1568-5110

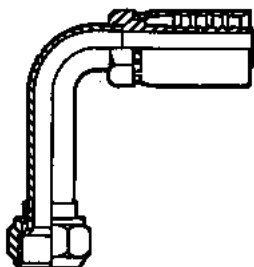


## 90° Short Bent Tube Female Swivel, JIC 37°



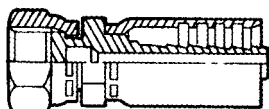
Hose I.D.	Thread Size	Fitting		Pusher	
		Synflex #	Part #	Synflex #	Part #
3/16	7/16-20	3903-03644	000 1568-3104	4599-TP204	000 1568-5116
1/4	7/16-20	3903-04644	000 1568-3120	4599-TP204	000 1568-5116
5/16	9/16-18	3903-05646	000 1568-3028	4599-TP206	000 1568-5115
3/8	9/16-18	3903-06646	000 1568-3029	4599-TP206	000 1568-5115
3/8	3/4-16	3903-06648	000 1568-3030	4599-TP208	000 1568-5128
1/2	3/4-16	3903-08648	000 1568-3125	4599-TP308	000 1568-5111

## 90° Long Bent Tube Female Swivel, JIC 37°



Hose I.D.	Thread Size	Fitting		Pusher	
		Synflex #	Part #	Synflex #	Part #
3/8	9/16-18	3903-06846	000 1568-3027	4599-TP206	000 1568-5115

## JIS Female Swivel 60°



Hose I.D.	Thread Size	Fitting	
		Synflex #	Part #
3/8	3/8-19	790H-06V06	000 1568-3096

## Straight with Female Swivel



Hose I.D.	Thread Size	Fitting	
		Synflex #	Part #
1/4	9/16-18	3903-04404	000 1568-3031
3/8	11/16-16	3903-06406	000 1568-3032
1/2	13/16-16	3903-08408	000 1568-3054
1/2	13/16-16	390H-08408	000 1568-3033





## Cross Reference - Pushers

Application #	Part #	Application #	Part #	Application #	Part #
<b>CROWN</b>		<b>CLARK cont</b>		<b>SYNFLEX cont</b>	
002 108137	000 1568-5066	007 1801509	000 1568-5067	220 4599-FP017	000 1568-5096
002 108138	000 1568-5044	007 1801510	000 1568-5069	220 4599-MP001	000 1568-5109
002 108140	000 1568-5045	007 1801511	000 1568-5071	220 4599-MP002	000 1568-5067
002 108141	000 1568-5046	<b>SYNFLEX</b>		220 4599-MP004	000 1568-5068
002 108142	000 1568-5047	220 4599-FP001	000 1568-5118	220 4599-MP005	000 1568-5069
002 108143	000 1568-5048	220 4599-FP005	000 1568-5066	220 4599-MP007	000 1568-5070
002 108146	000 1568-5067	220 4599-FP006	000 1568-5044	220 4599-MP008	000 1568-5113
002 108147	000 1568-5068	220 4599-FP008	000 1568-5110	220 4599-MP009	000 1568-5071
002 108148	000 1568-5069	220 4599-FP011	000 1568-5045	220 4599-MP011	000 1568-5112
002 108149	000 1568-5070	220 4599-FP012	000 1568-5046	220 4599-TP204	000 1568-5116
002 108151	000 1568-5071	220 4599-FP013	000 1568-5047	220 4599-TP206	000 1568-5115
<b>CLARK</b>		220 4599-FP015	000 1568-5048	220 4599-TP208	000 1568-5128
007 1801481	000 1568-5066	220 4599-FP016	000 1568-5114	220 4599-TP308	000 1568-5111

## Cross Reference - Dies

Application #	Part #	Application #	Part #	Application #	Part #
<b>CROWN</b>		<b>SYNFLEX cont</b>		<b>SYNFLEX cont</b>	
002 108130	000 1568-5056	220 4540-30400	000 1568-5049	220 4540-H0400	000 1568-5060
002 108131	000 1568-5049	220 4540-30500	000 1568-5050	220 4540-H0600	000 1568-5061
002 108132	000 1568-5050	220 4540-30600	000 1568-5051	220 4540-H1200	000 1568-5063
002 108133	000 1568-5051	220 4540-30800	000 1568-5052	220 4540-H1600	000 1568-5064
002 108134	000 1568-5052	220 4540-31200	000 1568-5057	220 4540-N1200	000 1568-5105
002 108135	000 1568-5061	220 4540-31600	000 1568-5058	220 4574-03000-003	000 1568-5072
002 108136	000 1568-5062	220 4540-3W400	000 1568-5095	220 4574-03000-011	000 1568-5074
<b>SYNFLEX</b>		220 4540-A0800	000 1568-5117	220 4574-03000-014	000 1568-5075
220 4540-30200	000 1568-5055	220 4540-B1600-001	000 1568-5065	220 4574-03000-022	000 1568-5073
220 4540-30300	000 1568-5056	220 4540-H0300	000 1568-5059		

## Accessories

We provide the necessary accessories to complete your hose assembly process including the portable, hand operated Swaging Machine for field assembly, as well as the pushers and dies.



Synflex #	Part #	Description
4530-009S0	000 889-1068*	Mark IX Swaging Machine
4530-005S3	000 889-1069*	Super Mark V Swaging Machine
45J0-05600	000 1568-5035	Portable Swaging Machine
4523-00000	000 1568-5036	Hose Cutter
4524-00000	000 1568-5037	Replacement Blade
4523-04006	000 1568-5038	Hand Held Cutter
4523-04005	000 1568-5039	Replacement Blade
4573-00000	000 1568-5040	Multi-Line Hose Separation Tool
4573-01000	000 1568-5041	Multi-Line Replacement Blade
4574-01000	000 1568-5042	Twin-Line Hose Separation Tool
4574-02000	000 1568-5043	Twin-Line Replacement Blade
45J0-05600	000 1568-5098	Synflex Carrying Case



## Synflex Service Kit

- All kits are equipped with everything you need to assemble hoses.
- Each kit is assembled per order and will ship within 2 business days.
- The swager and accessories come in a convenient carrying case.
- Kits are determined by hose size, so everything you need for 1/2" hose is available in one kit.
- All hose, accessories & fittings are also available separately.



### Example of Complete Kit:

Kits are available with 3/16", 1/4", 5/16", 3/8" and 1/2" Spectra Constant Pressure Hose in 60' and 250' lengths and 3/4" Medium Pressure Hose in 60' and 200' lengths.

### Part #s are by hose size and length. Example:

Part #	Description	Length
000 1568-250SK-60	Spectra - 1/4 Hose Kit	60'
000 1568-250SK-250	Spectra - 1/4 Hose Kit	250'
000 1568-375SK-60	Spectra - 3/8 Hose Kit	60'
000 1568-375SK-250	Spectra - 3/8 Hose Kit	250'

### Each Kit includes:

- Hand Held Cutter
- Replacement Blade
- Portable Swaging Machine
- Die
- Pushers
- 60' or 250' of Hose
- Fittings

### Synflex Service Kit

Part #	Description
000 1568-187SK-60	Spectra Constant Pressure - 3/16" Hose and Accessory Service Kit - 60 Feet
000 1568-187SK-250	Spectra Constant Pressure - 3/16" Hose and Accessory Service Kit - 250 Feet
000 1568-250SK-60	Spectra Constant Pressure - 1/4" Hose and Accessory Service Kit - 60 Feet
000 1568-250SK-250	Spectra Constant Pressure - 1/4" Hose and Accessory Service Kit - 250 Feet
000 1568-312SK-60	Spectra Constant Pressure - 5/16" Hose and Accessory Service Kit - 60 Feet
000 1568-312SK-250	Spectra Constant Pressure - 5/16" Hose and Accessory Service Kit - 250 Feet
000 1568-375SK-60	Spectra Constant Pressure - 3/8" Hose and Accessory Service Kit - 60 Feet
000 1568-375SK-250	Spectra Constant Pressure - 3/8" Hose and Accessory Service Kit - 250 Feet
000 1568-500SK-60	Spectra Constant Pressure - 1/2" Hose and Accessory Service Kit - 60 Feet
000 1568-500SK-250	Spectra Constant Pressure - 1/2" Hose and Accessory Service Kit - 250 Feet
000 1568-750SK-60	Medium Pressure - 3/4" Hose and Accessory Service Kit - 60 Feet
000 1568-750SK-200	Medium Pressure - 3/4" Hose and Accessory Service Kit - 200 Feet

### SERVICE KIT—PART # 000 1568-375SK-60

	Qty	Synflex #	Part #	Description
<b>Hose</b>	60'	30CT-06	000 1568-1003FT	Synflex 3/8 ID Spectra Hose
<b>Accessories</b>	1	45J0-05600	000 1568-5035	Portable Swaging Machine
	1	4523-04006	000 1568-5038	Hand Held Cutter
	1	4523-04005	000 1568-5039	Replacement Blade
<b>Dies</b>	1	4540-305	000 1568-5050	Die
	1	4540-306	000 1568-5051	Die
	1	4540-303	000 1568-5056	Die
	1	4540-3W4	000 1568-5095	Die
	1	4540-A08	000 1568-5117	Die
	1	4540-N12	000 1568-5105	Die
<b>Pushers</b>	1	FP015	000 1568-5048	Pusher
	1	FP005	000 1568-5066	Pusher
	1	MP005	000 1568-5069	Pusher
	1	MP009	000 1568-5071	Pusher
	1	MP007	000 1568-5070	Pusher
	1	TP206	000 1568-5115	Pusher
<b>Fittings</b>	8	3903-06546	000 1568-3019	Female Swivel - 37° 9/16-18
	8	3903-06548	000 1568-3020	Female Swivel - 37° 3/4-16
	8	3903-06506	000 1568-3023	Male Rigid - 37° 9/16-18
	8	3903-06508	000 1568-3024	Male Rigid - 37° 3/4-16
	8	3903-06646	000 1568-3029	Female Short Bent Tube - 90° 9/16-05
	8	3903-06106	000 1568-3126	Male Pipe Rigid - 3/8
	8	3903-06108	000 1568-3108	Male Pipe Rigid - 1/2

# Hose

Weatherhead# #	LPM #	Material Reinforcement	Material Cover	Pressure/ Application	Work Pressure PSI	Hose I.D. Inches	Length
H01706-250	WH-1043-250	2 Fiber Braids	Neoprene	Medium/Hydraulic	1125	3/8	250'
H01706-50	WH-1043-50	2 Fiber Braids	Neoprene	Medium/Hydraulic	1125	3/8	50'
H01712-250	WH-1044-250	2 Fiber Braids	Neoprene	Medium/Hydraulic	750	3/4	250'
H01712-50	WH-1044-50	2 Fiber Braids	Neoprene	Medium/Hydraulic	750	3/4	50'
H01716-250	WH-1045-250	2 Fiber Braids	Neoprene	Medium/Hydraulic	565	1	250'
H01716-50	WH-1045-50	2 Fiber Braids	Neoprene	Medium/Hydraulic	565	1	50'
H06904-50	WH-1050-50	1 Fiber Braid & 1 Steel Braid	Fiber Braid	Medium/General Purpose	3000	3/16	50'
H06906-250	WH-1052-250	1 Fiber Braid & 1 Steel Braid	Fiber Braid	Medium/General Purpose	2250	5/16	250'
H06906-50	WH-1052-50	1 Fiber Braid & 1 Steel Braid	Fiber Braid	Medium/General Purpose	2250	5/16	50'
H06908-250	WH-1053-250	1 Fiber Braid & 1 Steel Braid	Fiber Braid	Medium/General Purpose	2000	13/32	250'
H06908-50	WH-1053-50	1 Fiber Braid & 1 Steel Braid	Fiber Braid	Medium/General Purpose	2000	13/32	50'
H10104-250	WH-1046-250	1 Fiber Braid	Neoprene	Low/General Purpose	350	1/4	250'
H10104-50	WH-1046-50	1 Fiber Braid	Neoprene	Low/General Purpose	350	1/4	50'
H10106-250	WH-1047-250	1 Fiber Braid	Neoprene	Low/General Purpose	350	3/8	250'
H10106-50	WH-1047-50	1 Fiber Braid	Neoprene	Low/General Purpose	350	3/8	50'
H10108-250	WH-1048-250	1 Fiber Braid	Neoprene	Low/General Purpose	350	1/2	250'
H10108-50	WH-1048-50	1 Fiber Braid	Neoprene	Low/General Purpose	350	1/2	50'
H10110-250	WH-1049-250	1 Fiber Braid	Neoprene	Low/General Purpose	350	5/8	250'
H10110-50	WH-1049-50	1 Fiber Braid	Neoprene	Low/General Purpose	350	5/8	50'
H10404-250	WH-1039-250	1 Steel Braid	Neoprene	Medium/Hydraulic	2750	1/4	250'
H10404-50	WH-1039-50	1 Steel Braid	Neoprene	Medium/Hydraulic	2750	1/4	50'
H10406-250	WH-1040-250	1 Steel Braid	Neoprene	Medium/Hydraulic	2250	3/8	250'
H10406-50	WH-1040-50	1 Steel Braid	Neoprene	Medium/Hydraulic	2250	3/8	50'
H10408-250	WH-1041-250	1 Steel Braid	Neoprene	Medium/Hydraulic	2000	1/2	250'
H10408-50	WH-1041-50	1 Steel Braid	Neoprene	Medium/Hydraulic	2000	1/2	50'
H14506-250	WH-1190-250	1 Steel Braid	Neoprene	High/Hydraulic	3000	3/8	250'
H14506-50	WH-1190-50	1 Steel Braid	Neoprene	High/Hydraulic	3000	3/8	50'
H36606-50	WH-1060-50	1 Fiber & 1 Stainless Steel Braid	Fiber Braid	Low/LP Gas	350	5/16	50'
H42506-250	WH-1035-250	2 Steel Braids	Neoprene	High/Hydraulic	4000	3/8	50'
H42510-50	WH-1037-50	2 Steel Braids	Neoprene	High/Hydraulic	2750	5/8	50'
H43504-50	WH-1198-50	2 Fiber Braids	Polyurethan	Medium/Non-Conductive	2750	1/4	50'
H43505-50	WH-1199-50	2 Fiber Braids	Polyurethane	Medium/Non-Conductive	2500	5/16	50'
H43506-250	WH-1059-250	2 Fiber Braids	Polyurethane	Medium/Non-Conductive	2250	3/8	250'
H43506-50	WH-1059-50	2 Fiber Braids	Polyurethane	Medium/Non-Conductive	2250	3/8	50'
H43544-250	WH-1056-250	2 Fiber Braids	Polyurethane	Medium/ Twin Line Non-Conductive	2750	1/4,1/4	250'
H43544-50	WH-1056-50	2 Fiber Braids	Polyurethane	Medium/ Twin Line Non-Conductive	2750	1/4,1/4	50'
H43604-50	WH-1203-50	2 Fiber Braids	Polyurethane	Medium/Perforated Cover	2750	1/4	50'
H43605-50	WH-1057-50	2 Fiber Braids	Polyurethane	Medium/Perforated Cover	2500	5/16	50'
H43606-250	WH-1058-250	2 Fiber Braids	Polyurethane	Medium/Perforated Cover	2250	3/8	250'
H43606-50	WH-1058-50	2 Fiber Braids	Polyurethane	Medium/Perforated Cover	2250	3/8	50'
H43608-50	WH-1204-50	2 Fiber Braids	Polyurethane	Medium/Perforated Cover	2000	1/2	50'
H43644-250	WH-1054-250	2 Fiber Braids	Polyurethane	Medium/Twin Line Perf. Cover	2750	1/4,1/4	250'
H43644-50	WH-1054-50	2 Fiber Braids	Polyurethane	Medium/Twin Line Perf. Cover	2750	1/4,1/4	50'
H43666-250	WH-1055-250	2 Fiber Braids	Polyurethane	Medium/Twin Line Perf. Cover	2250	3/8,3/8	250'
H43666-50	WH-1055-50	2 Fiber Braids	Polyurethane	Medium/Twin Line Perf. Cover	2250	3/8,3/8	50'



**HYDRAULIC** Weatherhead® hose & fittings

## Adapters & Fittings



**HYDRAULIC**

Weatherhead® hose & fittings

Weatherhead#	Part #		Description		
04E-102	WH-1207	E Series	Male Pipe Rigid	1/4 Hose I.D.	1/8 Pipe Size
04E-104	WH-1063	E Series	Male Pipe Rigid	1/4 Hose I.D.	1/4 Pipe Size
04E-106	WH-1064	E Series	Male Pipe Rigid	1/4 Hose I.D.	3/8 Pipe Size
04E-504	WH-1065	E Series	SAE 37 deg Male Rigid	1/4 Hose I.D.	1/4 Tube Size
04E-604	WH-1068	E Series	SAE 37 deg JIC Female Swivel	1/4 Hose I.D.	1/4 Tube Size
04E-605	WH-1172	E Series	SAE 37 deg JIC Female Swivel	1/4 Hose I.D.	5/16 Tube Size
04E-606	WH-1208	E Series	SAE 37 deg JIC Female Swivel	1/4 Hose I.D.	3/8 Tube Size
04U-102	WH-1070	U Series	Male Pipe Rigid	1/4 Hose I.D.	1/8 Tube Size
04U-104	WH-1071	U Series	Male Pipe Rigid	1/4 Hose I.D.	1/4 Tube Size
04U-504	WH-1078	U Series	SAE 37 deg JIC Male Rigid	1/4 Hose I.D.	1/4 Tube Size
04U-505	WH-1079	U Series	SAE 37 deg JIC Male Rigid	1/4 Hose I.D.	5/16 Tube Size
04U-506	WH-1080	U Series	SAE 37 deg JIC Male Rigid	1/4 Hose I.D.	3/8 Tube Size
04U-604	WH-1091	U Series	SAE 37 deg JIC Female Swivel	1/4 Hose I.D.	1/4 Tube Size
04U-605	WH-1092	U Series	SAE 37 deg JIC Female Swivel	1/4 Hose I.D.	5/16 Tube Size
04U-606	WH-1093	U Series	SAE 37 deg JIC Female Swivel	1/4 Hose I.D.	3/8 Tube Size
04U-S64	WH-1137	U Series	Female Swivel Straight	1/4 Hose I.D.	1/4 Tube Size
06906D-606	WH-1133	E Series	SAE 37 deg JIC Female Swivel	5/16 Hose I.D.	3/8 Tube Size
06906E-104	WH-1087	E Series	Male Pipe Rigid	3/16 Hose I.D.	1/4 Tube Size
06906E-406	WH-1005	E Series	SAE 37 deg JIC Female Swivel	5/16 Hose I.D.	3/8 Tube Size
06906E-606	WH-1090	E Series	SAE 37 deg JIC Female Swivel	5/16 Hose I.D.	3/8 Tube Size
06E-506	WH-1066	E Series	SAE 37 deg JIC Male Rigid	3/8 Hose I.D.	3/8 Tube Size
06E-508	WH-1171	E Series	SAE 37 deg JIC Male Rigid	3/8 Hose I.D.	1/2 Tube Size
06E-606	WH-1002	E Series	SAE 37 deg JIC Female Swivel	3/8 Hose I.D.	3/8 Tube Size
06E-608	WH-1062	E Series	SAE 37 deg JIC Female Swivel	3/8 Hose I.D.	1/2 Tube Size
06E-666	WH-1069	E Series	SAE 37 deg JIC Female Swivel	3/8 Hose I.D.	3/8 Tube Size
			90 deg Tube Elbow		
06U-104	WH-1072	U Series	Male Pipe Rigid	3/8 Hose I.D.	1/4 Tube Size
06U-106	WH-1073	U Series	Male Pipe Rigid	3/8 Hose I.D.	3/8 Tube Size
06U-108	WH-1074	U Series	Male Pipe Rigid	3/8 Hose I.D.	1/2 Tube Size
06U-406	WH-1099	U Series	SAE 37 deg JIC Female Swivel	3/8 Hose I.D.	3/8 Tube Size
06U-506	WH-1081	U Series	SAE 37 deg JIC Male Rigid	3/8 Hose I.D.	3/8 Tube Size
06U-508	WH-1082	U Series	SAE 37 deg JIC Male Rigid	3/8 Hose I.D.	1/2 Tube Size
06U-604	WH-1115	U Series	SAE 37 deg JIC Female Swivel	3/8 Hose I.D.	1/4 Tube Size
06U-606	WH-1001	U Series	SAE 37 deg JIC Female Swivel	3/8 Hose I.D.	3/8 Tube Size
06U-608	WH-1095	U Series	SAE 37 deg JIC Female Swivel	3/8 Hose I.D.	1/2 Tube Size
06U-666	WH-1101	U Series	SAE 37 deg JIC Female Swivel	3/8 Hose I.D.	3/8 Tube Size
			90 deg Tube Elbow		
06U-668	WH-1116	U Series	SAE 37 deg JIC Female Swivel	3/8 Hose I.D.	1/2 Tube Size
			90 deg Tube Elbow		
06U-A66	WH-1142	U-Series	Female FOR-Seal Swivel Long Drop 90 deg. Tube Elbow	3/8 Hose I.D.	3/8 Tube Size
06U-B66	WH-1109	U Series	Inverted Male Swivel 90 deg Tube Elbow	3/8 Hose I.D.	3/8 Tube Size
06U-J06	WH-1112	U Series	Male Pipe Swivel	3/8 Hose I.D.	3/8 Tube Size
08U-668	WH-1102	U Series	SAE 37 deg JIC Female Swivel 90 deg Tube Elbow	1/2 Hose I.D.	1/2 Tube Size
08U-S68	WH-1139	U Series	Female Swivel Straight1/2 Hose I.D.	1/2 Tube Size	
10004B-102	WH-1030	B Series	Attachable 100 B Series Barb-Tite Male Pipe Rigid	1/4	1/8
10U-610	WH-1086	U Series	SAE 37 deg JIC Female Swivel	5/8 Hose I.D.	5/8 Tube Size
10U-S70	WH-1140	U Series	Female Swivel Straight	5/8 Hose I.D.	5/8 Tube Size
1260X5	WH-1179	U Series	Polyline Flareless Plastic Sleeve	5/16 Tube O.D.	
12U-112	WH-1077	U Series	Male Pipe Rigid	3/4 Hose I.D.	3/4 Tube Size
12U-412	WH-1100	U Series	SAE 37 deg JIC Female Swivel	3/4 Hose I.D.	3/4 Tube Size
12U-612	WH-1098	U Series	SAE 37 deg JIC Female Swivel	3/4 Hose I.D.	3/4 Tube Size
12U-614	WH-1117	U Series	SAE 37 deg JIC Female Swivel	3/4 Hose I.D.	7/8 Tube Size
12U-J12	WH-1114	U Series	Male Pipe Swivel	3/4 Hose I.D.	3/4 Tube Size
145	WH-1013	Air Brake-Copper Tubing	External Seat Draincock	1/4 Male Pipe Thread	
24704N-604	WH-1125	247 N Series	SAE 37 deg Female Swivel	3/16	1/4
24706N-104	WH-1128	247 N Series	Male Pipe Rigid	5/16	1/4
24706N-106	WH-1127	247 N Series	Male Pipe Rigid	5/16	3/8
24706N-406	WH-1031	247 N Series	SAE 45 deg Flare Female Swivel	5/16	3/8
24706N-506	WH-1130	247 N Series	SAE 37 deg Male Rigid	5/16	3/8
24706N-606	WH-1033	247 N Series	SAE 37 deg Female Swivel	5/16	3/8
24706N-666	WH-1135	247 N Series	SAE 37 deg Female Swivel 90 deg Tube Elbow	5/16	3/8

## Lift Truck Parts Professionals



**HYDRAULIC** Weatherhead® hose & fittings

Weatherhead® #	Part #	Description			
24708N-508	WH-1131	247 N Series	SAE 37 deg Male Rigid	13/3	1/2
24708N-608	WH-1032	247 N Series	SAE 37 deg Female Swivel	13/32	1/2
3220X8X6	WH-1168	Brass Adapter	Bushing	1/2 Male Pipe Thread	3/8 Female Pipe Thread
3325X4	WH-1166	Brass Adapter	Hex Nipple	1/4 Male Pipe Thread	1/4 Male Pipe Thread
3750X6	WH-1167	Pipe	Street Tee	3/8 Male Pipe Thread	3/8 Female Pipe Thread
402X4	WH-1012	Inverted Flare	Male Elbow	1/4 Tube O.D.	1/8 Male Pipe Thread
48X4	WH-1007	Brass Adapter	SAE 45 deg Flare Male Connector	1/4 Tube O.D.	1/8 Male Pipe Thread
48X6	WH-1008	Brass Adapter	SAE 45 deg Flare Male Connector	3/8 Tube O.D.	1/4 Male Pipe Thread
49X6	WH-1010	Brass Adapter	SAE 45 deg Flare Male Elbow	3/8 Tube O.D.	1/4 Male Pipe Thread
54X6	WH-1185	Brass Adapter	45 deg Male Elbow	3/8 Tube O.D.	1/4 Male Pipe Thread
601X5	WH-1180	Selfalign	Sleeve	5/16 Tube O.D.	
611X5	WH-1183	Selfalign	Nut	5/16 Tube O.D.	
621X5	WH-1184	Selfalign	Union	5/16 Tube O.D.	
681X4	WH-1186	Selfalign	Male Connector	1/4 Tube O.D.	1/8 Male Pipe Thread
702X4	WH-1003	Inverted Flare	Union Tee	1/4 Tube O.D.	
7828	WH-1187	Hydraulic Brake Fitting	Dual Master Cylinder Adapter Male Thread	3/16 Inverted Female Thread	1/4 Inverted
9100X6X6	WH-1218	Swivel Adapters	Female 37 deg JIC Swivel to Male Pipe Adapter	3/8 Tube O.D.	3/8-18 Male Pipe Thread
9515X10X8	WH-1163	Swivel Adapters	Male Straight Thread to Female Pipe Swivel 90 deg Elbow	1/2-14 NPSM Swivel Nut	7/8-14 NPSM Straight Thread
A1904-20	WH-1161	Hose Sleeve & Guards	Round Wire Spring Guard	Coil I.D. .750	
C3169X1	WH-1006	Pipe	Hex Socket Plug	1/16 Male Pipe Thread	
C3169X4	WH-1181	Pipe	Hex Socket Plug	1/4 Male Pipe Thread	
C3309X2	WH-1173	Pipe	Coupling	1/8 Female Pipe Thread	1/8 Female Pipe Thread
C5129X6	WH-1160	SAE 37 deg Flare -Twin	Cap	3/8 Tube O.D.	
C5205X6X6	WH-1015	SAE 37 deg Flare -Twin	Male Connector	3/8 Tube O.D.	3/8 Male Pipe Thread
C5315X10	WH-1023	SAE 37 deg Flare -Twin	Straight Thread O-Ring Connector	5/8 Tube O.D.	5/8 Port Size
C5315X5	WH-1182	SAE 37 deg Flare -Twin	Straight Thread O-Ring Connector	5/16 Tube O.D.	5/16 Port Size
C5315X6	WH-1020	SAE 37 deg Flare -Twin	Straight Thread O-Ring Connector	3/8 Tube O.D.	3/8 Port Size
C5315X6X8	WH-1021	SAE 37 deg Flare -Twin	Straight Thread O-Ring Connector	3/8 Tube O.D.	1/2 Port Size
C5315X8	WH-1022	SAE 37 deg Flare -Twin	Straight Thread O-Ring Connector	1/2 Tube O.D.	1/2 Port Size
C5325X6	WH-1177	SAE 37 deg Flare -Twin	Bulkhead Union	3/8 Tube O.D.	
C5365X6	WH-1028	SAE 37 deg Flare -Twin	Straight Thread O-Ring 45 deg Elbow	3/8 Tube O.D.	3/8 Port Size
C5365X8	WH-1029	SAE 37 deg Flare -Twin	Straight Thread O-Ring 45 deg Elbow	1/2 Tube O.D.	1/2 Port Size
C5506X10	WH-1018	SAE 37 deg Flare -Twin	Swivel Nut 90 deg Elbow	5/8 Tube O.D.	
C5506X6	WH-1017	SAE 37 deg Flare -Twin	Swivel Nut 90 deg Elbow	3/8 Tube O.D.	
C5515X10	WH-1027	SAE 37 deg Flare -Twin	Straight Thread O-Ring 90 deg Elbow	5/8 Tube O.D.	5/8 Port Size
C5515X4	WH-1024	SAE 37 deg Flare -Twin	Straight Thread O-Ring 90 deg Elbow	1/4 Tube O.D.	1/4 Port Size
C5515X6	WH-1025	SAE 37 deg Flare -Twin	Straight Thread O-Ring 90 deg Elbow	3/8 Tube O.D.	3/8 Port Size
C5515X8	WH-1026	SAE 37 deg Flare -Twin	Straight Thread O-Ring 90 deg Elbow	1/2 Tube O.D.	1/2 Port Size
MC5205X6X4	WH-1248	BSP Fittings	Male BSP Tapered to Male SAE 37 deg JIC	3/8 JIC Tube O.D.	1/4 BSPT Pipe Size
TF5506X12	WH-1004	SAE 37 deg Flare-Twin	Swivel Nut 90 deg Elbow	3/4 Tube O.D.	



**HYDRAULIC**

Weatherhead® hose & fittings

## Oil Lines

Weatherhead® #	Part #	Description	
05803H10280402400	WH-1149	Oil Line	24.000"
05803H102B0401000	WH-1143	Oil Line	10.000"
05803H102B0401100	WH-1144	Oil Line	11.000"
05803H102B0401300	WH-1145	Oil Line	13.000"
05803H102B0401400	WH-1146	Oil Line	14.000"
05803H102B0404300	WH-1151	Oil Line	43.000"
05804H10240400950	WH-1152	Oil Line	9.500"
05804H10240401800	WH-1155	Oil Line	18.000"
16904D-B04604-02400	WH-1000	Oil Line	24.000"
10806V6066061200	WH-1159	Oil Line	12.000"
11201013	WH-1169	Oil Line	Fitting
200X4	WH-1011	Oil Line	Fitting